



DAMEN SHOALBUSTER® 3209

"DMS ALBATROSS"

GENERAL

YARD NUMBER	571651 (Damen Shipyards Hardinxveld)
DELIVERY DATE	18-05-2011
BASIC FUNCTIONS	Towing, mooring, pushing, anchor handling, dredging support
CLASSIFICATION	Bureau Veritas 1 ✳ Hull • Mach Tug Unrestricted
REGULATIONS	Navigation AUT-UMS
FLAG	Dutch Shipping Inspectorate (IWW)
OWNER	Netherlands Damen Marine Service

DIMENSIONS

LENGTH O.A.	32.27 m
BEAM O.A.	9.35 m
DEPTH AT SIDES	4.40 m
DRAUGHT AFT	3.30 m

TANK CAPACITIES

FUEL OIL	220.00 m ³
FRESH WATER	40.80 m ³
LUBRICATION OIL	7.30 m ³
HYDRAULIC OIL	3.10 m ³
DIRTY OIL	4.30 m ³
BILGE WATER	4.30 m ³
SEWAGE	3.30 m ³

PERFORMANCES (TRIALS)

BOLLARD PULL AHEAD APPROX.	47.5 tons (m)
SPEED APPROX.	11.3 knots

PROPULSION SYSTEM

MAIN ENGINES	2x Caterpillar Type 3512B TA/C
TOTAL POWER	2460 bkW (3300 bhp) @ 1600 rpm
GEARBOXES	2x Reintjes WAF 772 L/6.44:1
PROPULSION	2x Promarin fixed pitch propellers
DIAMETER	2x 2250 mm V.d. Giessen optima nozzles
BOWTHRUSTER	350 bhp, hydraulically driven

AUXILIARY EQUIPMENT

MAIN GENERATOR SETS	2x Cat. C 04.4, 107,5 kVA 50 Hz, 230/400V each
HYDRAULIC TRANSFER PUMPS	1x Caterpillar C18 TA, 357 kW 1800rpm For Fresh Water: VWSI 8020, 50 m ³ /h @ 4.8 bar For Fuel Oil: VWSI 8020, 50 m ³ /h @ 4.8 bar
FUEL OIL SEPARATOR	West Falia OTC 2-02-137

DECK LAY-OUT

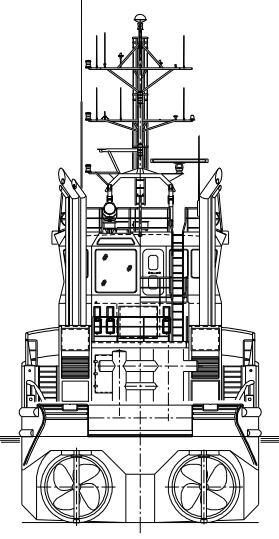
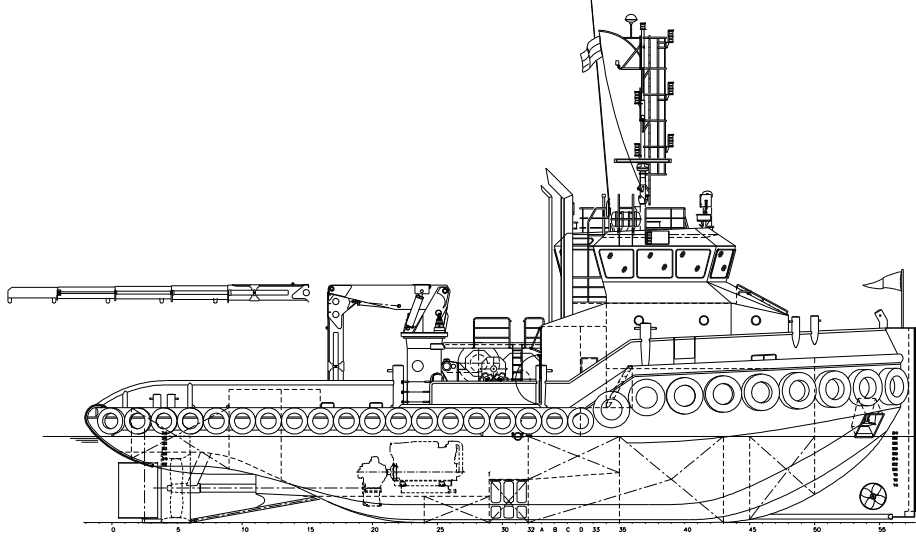
ANCHOR CHAIN	2x 360 kg Pool (HHP) 19 mm stud-link anchor chain 220 m
ANCHOR WINCH	Ridderinkhof, hydraulically driven CAW-H-136
DECK CRANE	Heila HLRM 170-4SL, 7.9 ton(m) @ 15.93 m
ANCHOR HANDLING/TOWING WINCH	Ridderinkhof 50 tons (m) @ 10 m/min (pull), 100 tons (m) @ 5 m/min (anchor) 125/150 tons (m) holding power
TUGGERWINCH	1x Brevini 8 ton (m) @ 9 m/min
TOWING PINS	1x WK hydraulics, triple pin type

ACCOMMODATION

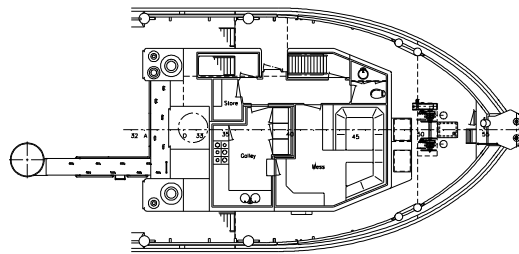
COMFORTABLE HEATED AND AIR-CONDITIONED ACCOMMODATION FOR 6 PERSONS IN 4 CABINS, GALLEY, SANITARY FACILITIES, ETC.

NAUTICAL AND COMMUNICATION EQUIPMENT

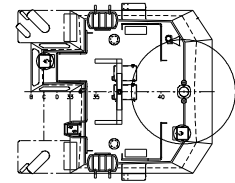
ACCORDING TO GMDSS AREA 3	
SEARCHLIGHTS	2x Pesch 2000W
MAGNETIC COMPASS	1x Cassens & Plat, Reflecta 1
GYRO COMPASS	1x Anschuetz 22
WATCH ALARM	1x Marble 421
RADAR	1x Furuno, FAR-2117
GPS	1x Furuno, GP-150D
AIS	1x Furuno, FA-150
AUTOPILOT	1x Radio Zeeland, Seapilot 75
ECHOSOUNDER	1x Furuno, FE-700
SPEEDLOG	1x Furuno, DS-80
VHF RADIO TELEPHONE	3x Sailor, RT5022 2x DSC
HANDHELD VHF	2x Jotron, TR20
NAVTEX	1x Furuno, NX-700
SSB	1x Furuno, FS-1570
INMARSAT-C	2x TT-3000E
INTERCOM	1x Sigma 700



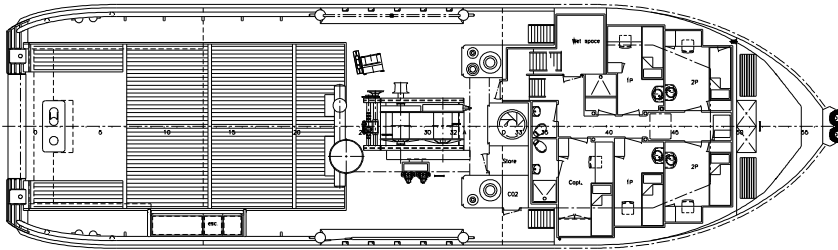
Forecastledeck



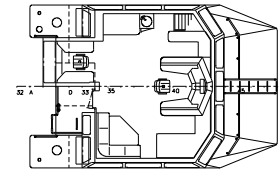
Topdeck



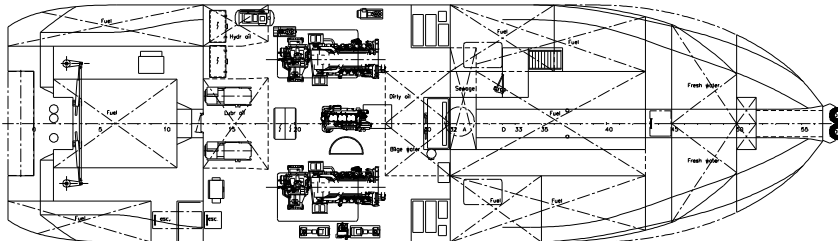
Maindeck



Wheelhousedeck



Below maindeck



PRINCIPLE CHARACTERISTICS	
LENGTH oo	32,27 mtr.
LENGTH mid	31,86 mtr.
LENGTH loadline	30,52 mtr.
BEAM mid	9,10 mtr.
DEPTH 1/2L	4,40 mtr.
DRAFT	3,30 mtr.

DAMEN SHOALBUSTER® 3209

"DMS ALBATROSS"

DAMEN

DAMEN SHIPYARDS HARDINXVELD

Member of the DAMEN SHIPYARDS GROUP



Rivierdijk 544
3371 EB Hardinxveld-Giessendam

P.O. Box 60
3370 AB Hardinxveld-Giessendam
The Netherlands

phone +31 (0)184 61 30 88
fax +31 (0)184 61 77 93

info@damen-hardinxveld.nl
www.damenshipyardshardinxveld.nl