



HEAVY LIFT VESSEL 1600

“JUMBO JAVELIN”

GENERAL

Yard number	9101
Delivery date	February 2004
Basic functions	Load and discharge heavy objects, via the lift on/lift off method by means of two heavy lift cranes of 800 t each. Capable to transport cargoes with an unrestricted length and width on the main deck hatches.
Classification	Lloyd's Register ✕ 100 A1, strengthened for heavy cargoes, LI ✕ LMC, UMS, SCM, CG. Loading and unloading aground during crane operation. Hatch covers omitted.

DIMENSIONS

Length overall	133,10 m
Length b.p.p.	133,80 m
Beam moulded	26,50 m
Depth	14,10 m
Draught (design)	6,50 m
Deadweight	8.196 t
Draught (scantling)	7,50 m
Deadweight	11.413 t
Gross tonnage	15.022 GT
Total holds	18.500 m ³

TANK CAPACITIES

Ballast water	11.623 m ³
Fuel oil	1.363 m ³
Potable water	144 m ³
Sewage	50 m ³
MDO	164 m ³
Lubrication oil	114 m ³
Dirty oil	13 m ³
Sludge	51 m ³

PERFORMANCES

Speed, at design draught (90% MCR), approx.	17,2 kn
---	---------

PROPULSION SYSTEM

Main engines	2x MAK 9M32
Total Power	2x 4.320 kW each at 600 rpm
Propeller	2x Controllable pitch, 4350 mm
Gearboxes	2x PTO, 3.000 kW each
Bow thruster	Controllable pitch, 2.000 mm, 1.450 kW

HOLDS AND HATCHES

Weather deck hatches	Pontoon type, uniform load 12,0 t/m ²
Tweendeck hatches	Pontoon type, uniform load, 7,0 t/m ²
Upper hold dimensions	102,40 x 17,00 m
Lower hold dimensions	83,20 x 17,00 m
Tank top	Uniform load 15 t/m ²

ELECTRICAL EQUIPMENT

Generator set	Diesel, 950 kVA - 60 Hz Emergency, 313 kVA - 60 Hz 2x Shaft, 3.750 kVA - 60 Hz Balance type
Rudder	

DECK LAY-OUT

Winche(s)	2x Electric, mooring on aft ship 2x Electric, anchor/mooring on forecastle deck
Crane(s)	2x Cargo, 800 t/28 m, 600 t/34 m
Stabilizer(s)	2x for lifting 1600 t/14 m
Lifesaving	2x Davits for lifeboats

SECONDARY SHIP SYSTEMS

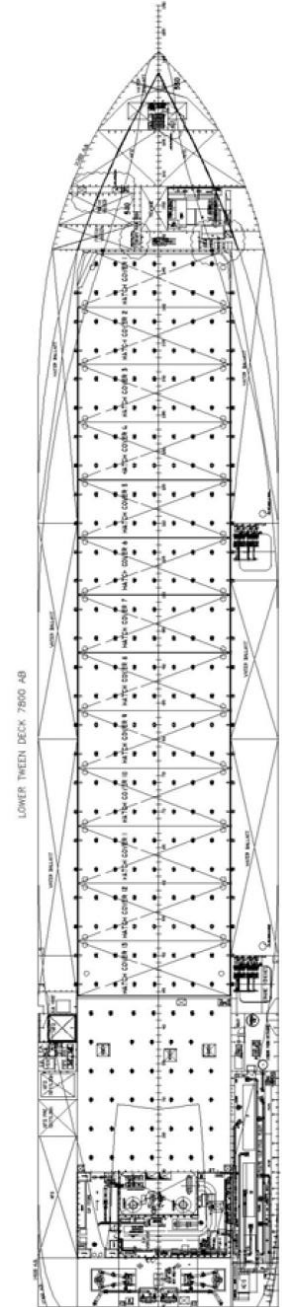
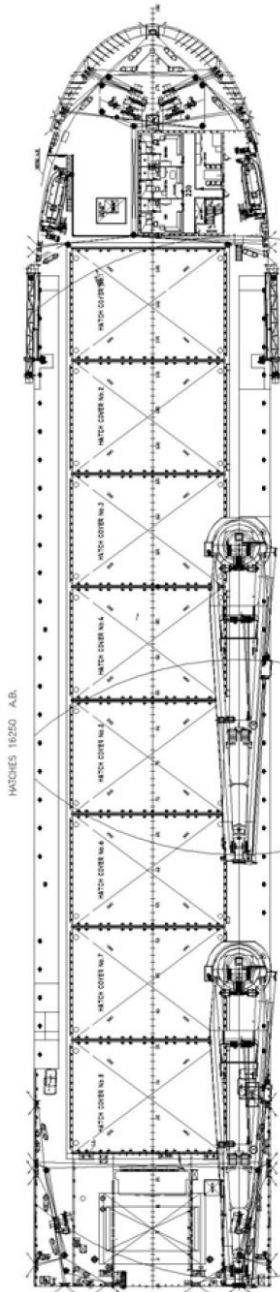
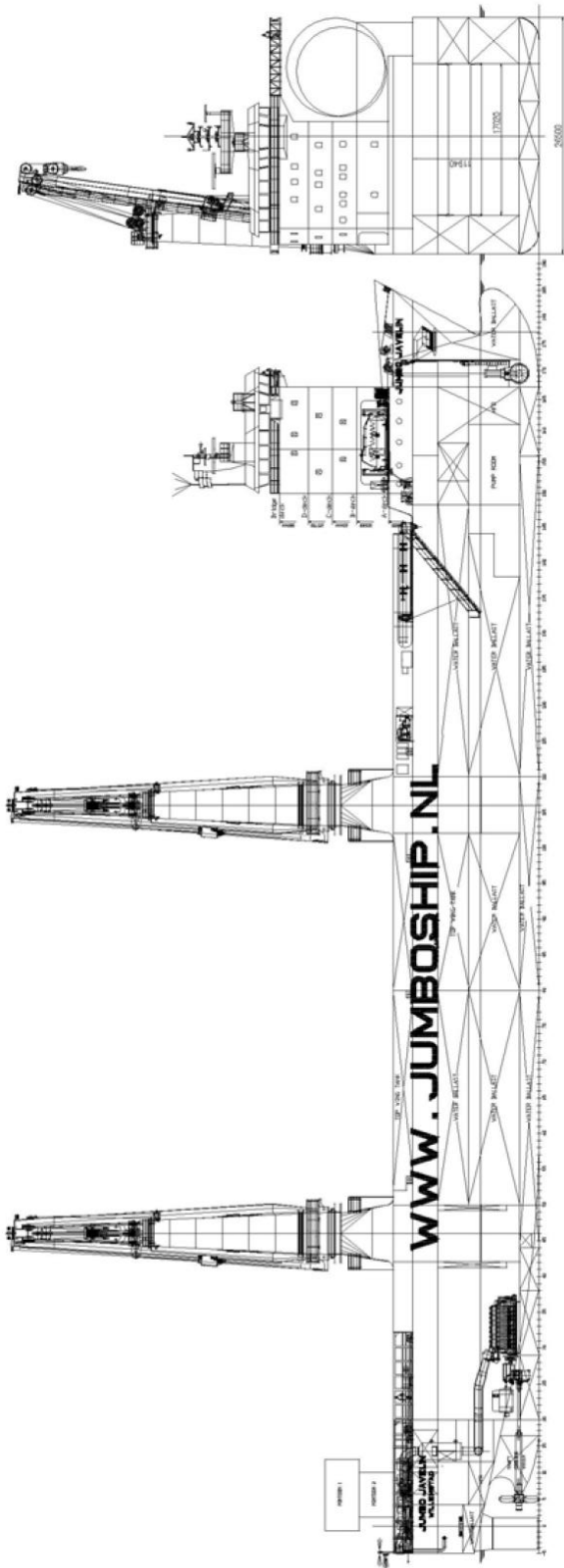
Pump(s)	3x Ballast, 700 m ³ /h
Firefighting system	CO ₂ for engine room and cargo holds

ACCOMMODATION

Crew	19 persons with heating, ventilation and air-conditioning
------	---

HEAVY LIFT VESSEL 1600

“JUMBO JAVELIN”



DAMEN SHIPYARDS GROUP

Avelingen-West 20
4202 MS Gorinchem
The Netherlands

P.O. Box 1
4200 AA Gorinchem
The Netherlands

phone +31 (0)183 63 99 22
fax +31 (0)183 63 21 89

info@damen.com
www.damen.com

© No part of the leaflet may be reproduced in any form, by print, photo print, microfilm, or any other means, without written permission from Damen Shipyards Group