



# CONTAINER FEEDERS

CONTAINER FEEDER SERIES



**DAMEN**



# CONTAINER FEEDERS

## FOR THE TRANSPORTATION OF ALL SIZES OF CONTAINER

Damen has developed a modern range of high quality Container Feeder vessels for the transportation of a wide range of containers.

These vessels are the result of Damen's ongoing investment in reducing energy consumption and improving environmental performance.

### OPTIONS

- Duel fuel main engine
- Duel fuel generator sets
- Cell guides
- Anti-heeling system
- Selective Catalytic Reduction
- Scrubber
- Stern thruster
- Finnish-Swedish Ice Class 1A
- Inwatersurvey

### ENVIRONMENTAL INSPIRATION

The Container Feeders are designed and optimised for energy efficiency. A slender hull design, energy efficient engines and heat recovery systems ensure a significant reduction in both fuel consumption and emissions per container moved.



CONTAINER FEEDER 1100 OPEN TOP



CONTAINER FEEDER 1700



CONTAINER FEEDER 2500



### INCREASED FLEXIBILITY

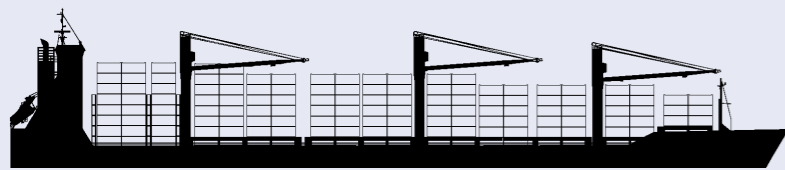
CELL GUIDES ARE ADJUSTABLE TO VARIOUS CONTAINER SIZES

### CONTAINER FEEDER OPEN TOP

The Container Feeder 1100 Open Top is characterised by the absence of hatch covers, allowing fast loading and unloading for increased flexibility. To ensure the vessels' suitability for operations in small ports, Damen has focused on manoeuvrability and safety. At sea the design focuses on striking a balance between low fuel consumption and reduced emissions.

**DAMEN**

# CONTAINER FEEDER 1100 OPEN TOP



### CONTAINER FEEDER 2500

Length overall (m) ██████████ 195.00  
 Length b.p.p. (m) ██████████ 185.00  
 Beam mld. (m) ██████████ 32.20  
 Depth to main deck (m) ██████ 17.00

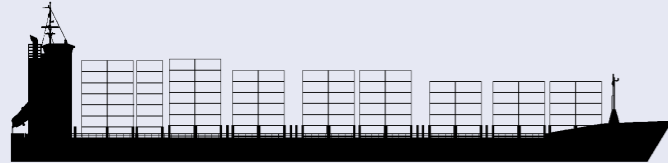
Draft design (m) ██████ 9.50  
 Speed (kn) ██████████ 19  
 Deadweight (t) ██████████ 25,000  
 Capacity (TEU) ██████████ 2,500



### CONTAINER FEEDER 1700

Length overall (m) ██████████ 172.00  
 Length b.p.p. (m) ██████████ 162.00  
 Beam mld. (m) ██████████ 28.80  
 Depth to main deck (m) ██████ 14.20

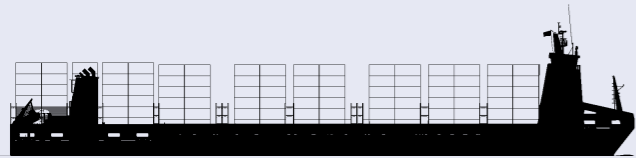
Draft design (m) ██████ 8.50  
 Speed (kn) ██████████ 18  
 Deadweight (t) ██████████ 17,400  
 Capacity (TEU) ██████████ 1,740



### CONTAINER FEEDER 1400

Length overall (m) ██████████ 156.30  
 Length b.p.p. (m) ██████████ 146.50  
 Beam mld. (m) ██████████ 26.20  
 Depth to main deck (m) ██████ 15.00

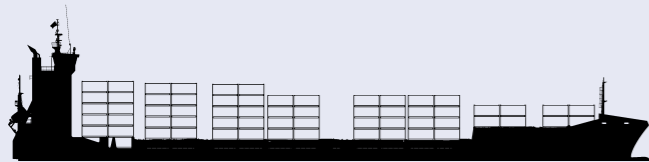
Draft design (m) ██████ 9.50  
 Speed (kn) ██████████ 18  
 Deadweight (t) ██████████ 16,000  
 Capacity (TEU) ██████████ 1,418



### CONTAINER FEEDER 1100 OPEN TOP

Length overall (m) ██████████ 148.80  
 Length b.p.p. (m) ██████████ 139.70  
 Beam mld. (m) ██████████ 25.50  
 Depth to main deck (m) ██████ 12.00

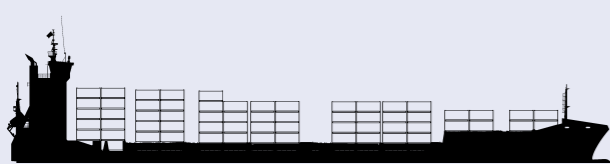
Draft design (m) ██████ 8.50  
 Speed (kn) ██████████ 15  
 Deadweight (t) ██████████ 12,500  
 Capacity (TEU) ██████████ 1,198



### CONTAINER FEEDER 900

Length overall (m) ██████████ 150.17  
 Length b.p.p. (m) ██████████ 139.25  
 Beam mld. (m) ██████████ 21.80  
 Depth to main deck (m) ██████ 9.50

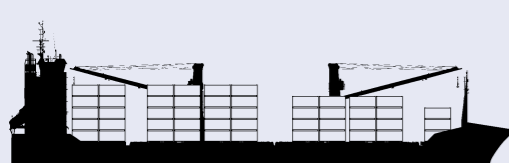
Draft design (m) ██████ 7.20  
 Speed (kn) ██████████ 17  
 Deadweight (t) ██████████ 9,800  
 Capacity (TEU) ██████████ 888



### CONTAINER FEEDER 800

Length overall (m) ██████████ 140.64  
 Length b.p.p. (m) ██████████ 130.00  
 Beam mld. (m) ██████████ 21.80  
 Depth to main deck (m) ██████ 9.50

Draft design (m) ██████ 7.33  
 Speed (kn) ██████████ 17  
 Deadweight (t) ██████████ 9,300  
 Capacity (TEU) ██████████ 803



### CONTAINER FEEDER 350


Length overall (m) ██████████ 114.50  
 Length b.p.p. (m) ██████████ 106.96  
 Beam mld. (m) ██████████ 17.50  
 Depth to main deck (m) ██████ 8.60

Draft design (m) ██████ 6.00  
 Speed (kn) ██████████ 14  
 Deadweight (t) ██████████ 4,600  
 Capacity (TEU) ██████████ 369



**PROVEN TECHNOLOGY**  
 Over 25 Container Feeders sold over a quarter of a century.

## HIGH QUALITY SOLUTION FOR THE TRANSPORTATION OF ALL SIZES OF CONTAINER



### DESIGN OF WHEELHOUSE AND CREW ACCOMMODATION

The layout of the Container Feeders includes a wheelhouse that offers an optimal view of the deck during cargo operations, when underway and manoeuvring at close quarters. The accommodation is modern, comfortable and efficient, with

the wellbeing of the crew a key consideration. Noise and vibration levels have been reduced to a minimum via usage of high quality materials. The Container Feeder series is designed to the latest ergonomic and comfort standards.

## ENVIRONMENTAL CARE

Damen has paid close attention to sustainability during the design process. The combination of materials, workmanship and experience ensure a long lifecycle for the vessels. The starting point of ensuring minimal environmental impact is the hull; a vital feature in reducing fuel consumption. Every tonne of fuel saved, is a reduction in emissions.

Additionally, Damen has paid close attention to the location of oil tanks, hull coatings, refrigerants, ballast water treatment, waste heat recovery and other environmentally-focused features.

- The Container Feeders are supplied with a Green Passport, which gives an inventory of possible hazardous materials on board
- Fuel tanks are protected with cofferdams and the vessel has a Zero Dumping Certificate

## BUILDING ON SITE

Damen Technical Cooperation provides a prefabricated shipbuilding kit and can, on request, combine this with expert assistance, training and backup. By using standardised components it is possible to create a custom-built design, fulfilling specific local requirements.



● Damen yard/joint venture  
● Business cooperation  
● Partner yard



COMBI FREIGHTER 3850



COMBI FREIGHTER 8200



TANKER 8000

# DAMEN CONTAINER FEEDER

# DAMEN

DAMEN SHIPYARDS GROUP

Avelingen-West 20  
4202 MS Gorinchem

P.O. Box 1  
4200 AA Gorinchem  
The Netherlands

phone +31 (0)183 63 99 22  
fax +31 (0)183 63 21 89

info@damen.com  
www.damen.com