

DAMEN STAN PONTOON® B32 RANGE

GENERAL

TYPICAL APPLICATIONS
TYPICAL AREA OF
OPERATION
CLASSIFICATION

Deck Cargo, RoRo Cargo
Deep sea, Coastal waters, Harbours,
Inland waters
Lloyd's Register + 100 AT Pontoon
IWS for non-propelled and unmanned
vessels

DIMENSIONS

	SPo9832	SPo10932	SPo12032	
LENGTH MOULDED	97,50	108,75	120,00	m
BEAM MOULDED	32,20	32,20	32,20	m
DEPTH MOULDED	8,10	8,10	8,10	m
DRAUGHT MAX	6,20	6,20	6,20	m
FREE DECK SPACE	3.118	3.477	3.837	m ²
DEADWEIGHT MAX.	16.000	18.000	20.000	ton

CAPACITIES

DECK LOAD 20 ton/m²
DECK THICKNESS 20 mm extra heavy deck

ARRANGEMENT

PUMP ROOM On starboard the pump room with manifold is located with all preparations for plug and play installation of optional equipment.

LASHING STORE On portside a lashing store is located for storing equipment.

SAFETY All spaces are provided with double exits

LIFE SAVING 2 lifebuoys
FIFI 3 fire extinguishers

DESIGN CONDITIONS

SEA WATER TEMPERATURE 0° to +35° C
OUTSIDE AIR TEMPERATURE -5° to +45° C

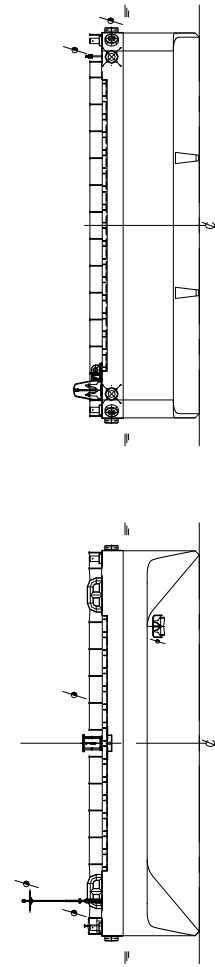
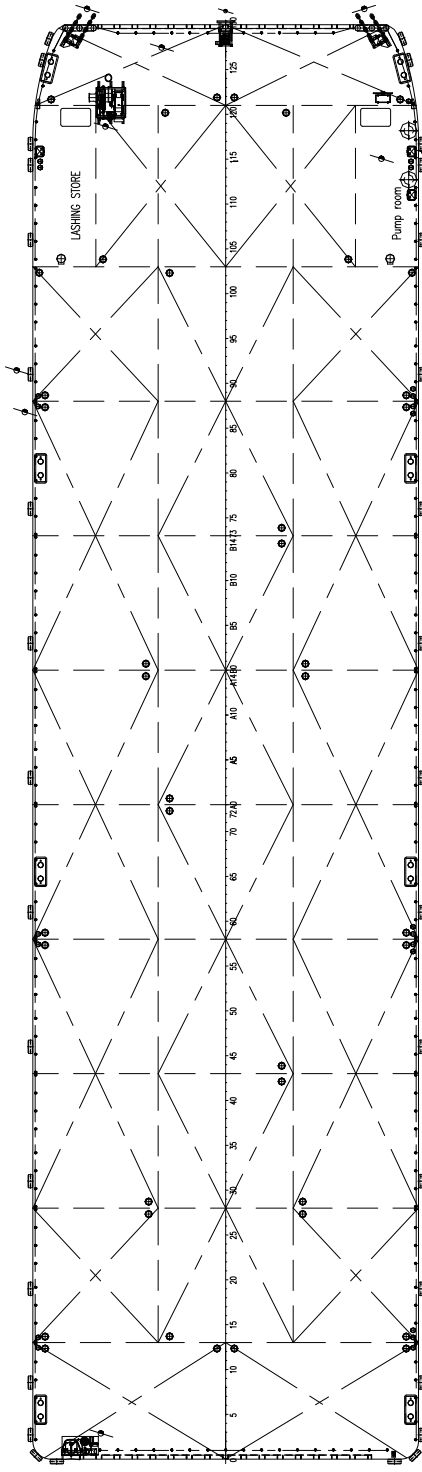
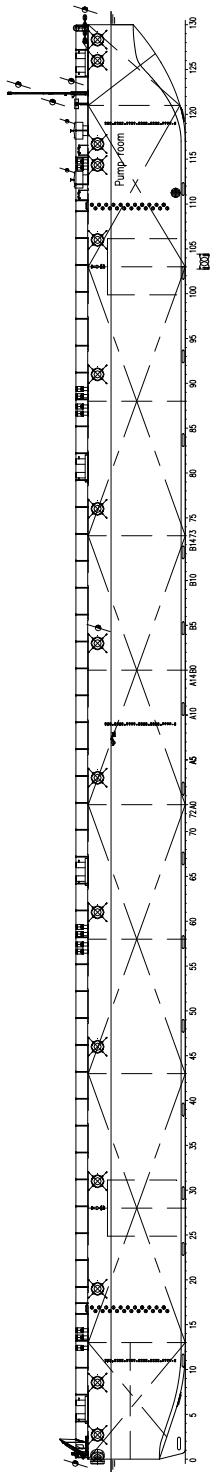
STANDARD EXECUTION

BALLAST SYSTEM Ballast lines to all tanks
TOWING BRACKETS One on PS and one on SB at foredeck
FAIR LEADS At the foreside of the towing brackets
BOLLARDS 8 pcs. standard, insert plates at every section
DRAUGHT MARKS At fore, mid and aft on PS and SB every 20 cm
BOARDING LADDERS 2 on SB and 2 on PS in recesses of the hull
CATHODIC PROTECTION Zinc anodes on underwater part of the hull
MANHOLES Flush bolted manholes
ENTRY / ESCAPE Gas-spring hatch on coming and easy escape manhole for pump room and lashing store
HATCHES Both pump room and lashing store have a large flush-bolted hatch
EMERGENCY TOWING PIN 1 pc. flush mounted in the bow
RAMP RECESS RoRo ramp recess at bow (14 x 1.5m) and stern (16 x 1.5m)

OPTIONAL EQUIPMENT (PLUG AND PLAY)

BALLAST PUMP Two 1000 m³/h ballast pump
DE-AERATION CAPS Standard de-aeration caps for all tanks
GENERATOR SET Caterpillar C4.4, 94 ekW
FENDERING Tyre fender system
TOWING ARRANGEMENT Chains and towing bridle
EMERGENCY TOWING Emergency towing wire with buoy
RECOVERY WINCH At the bow for retrieval of towing bridle
NAVIGATION LIGHTING Navigation lights according to the standard for international towage
ANTI-FOULING Anti-fouling paint system
RAILING Removable stanchions with wire guard rails
RAMP PANELS 1.5 meter width and 12 meter length
ANCHOR / MOORING SYSTEM On foreship one anchor/mooring winch is equipped with warping head, mooring lines, anchor and chains
EMERGENCY ANCHOR At the stern on sliding ramp

* Mentioned deadweight is calculated and excluding optional equipment
* Picture shows an Artist Impression of a Stan Pontoon B32 with full option package



DAMEN STAN PONTOON® B32 RANGE

DAMEN

DAMEN SHIPYARDS GORINCHEM

Member of the DAMEN SHIPYARDS GROUP



Industrieterrein Avelingen West 20
4202 MS Gorinchem

P.O. Box 1
4200 AA Gorinchem
The Netherlands

phone +31 (0)183 63 99 11
fax +31 (0)183 63 21 89

info@damen.nl
www.damen.nl