

## DAMEN STAN PONTOON® B20 RANGE

### GENERAL

TYPICAL APPLICATIONS  
TYPICAL AREA OF OPERATION  
CLASSIFICATION

Deck Cargo, RoRo Cargo  
Deep sea, Coastal waters, Harbours, Inland waters  
Lloyd's Register + 100 AT Pontoon  
IWS for non-propelled and unmanned vessels

### DIMENSIONS

	SPo4920	SPo6020	SPo7120	
LENGTH MOULDED	48,75	60,00	71,25	m
BEAM MOULDED	20,00	20,00	20,00	m
DEPTH MOULDED	4,00	4,00	4,00	m
DRAUGHT MAX	3,20	3,20	3,10	m
FREE DECK SPACE	950	1.175	1.400	m <sup>2</sup>
DEADWEIGHT MAX.	2.200	2.800	3.250	ton

### CAPACITIES

DECK LOAD 20 ton/m<sup>2</sup>  
DECK THICKNESS 16 mm extra heavy deck  
VOID SPACES  
Type SPo4920: 16 pcs. : 3.500 m<sup>3</sup>  
Type SPo6020: 19 pcs. : 4.375 m<sup>3</sup>  
Type SPo7120: 22 pcs. : 5.250 m<sup>3</sup>

### DESIGN CONDITIONS

SEA WATER TEMPERATURE 0° to +35° C  
OUTSIDE AIR TEMPERATURE -5° to +45° C

### STANDARD EXECUTION

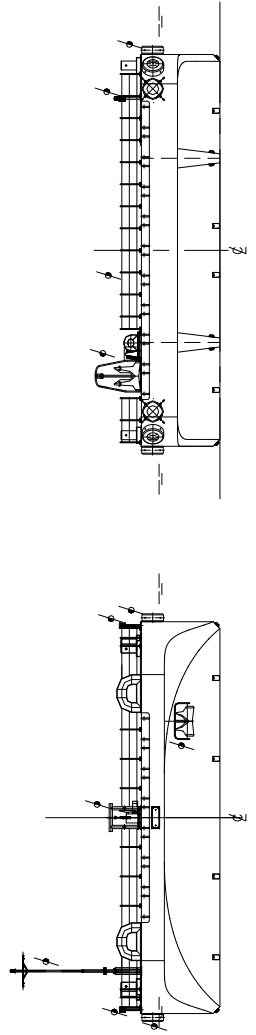
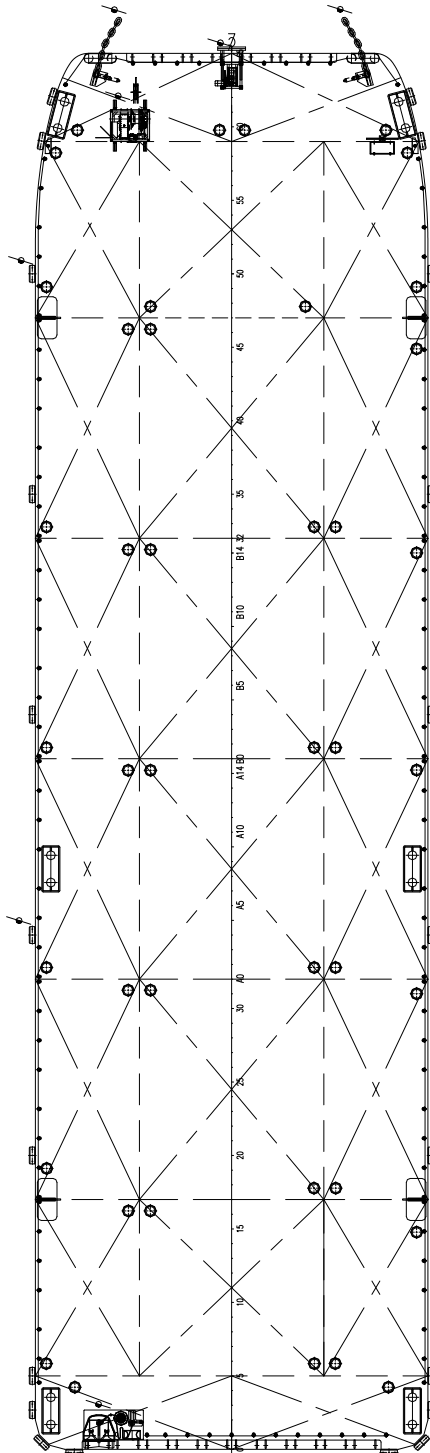
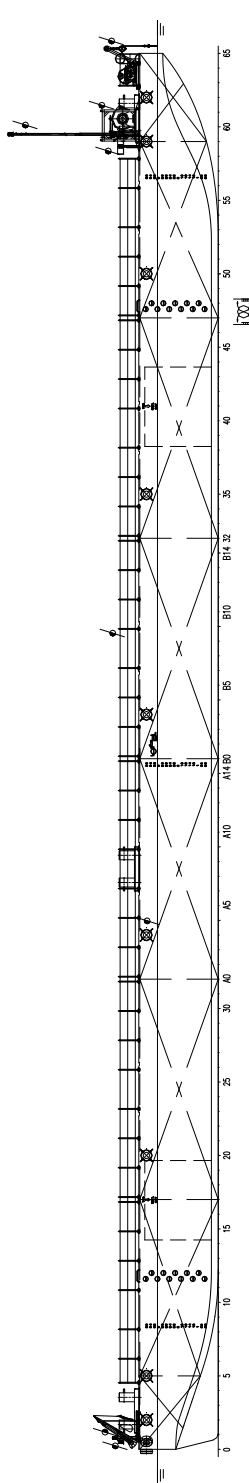
TOWING BRACKETS One on PS and one on SB at foredeck  
FAIR LEADS At the foreside of the towing brackets  
BOLLARDS 6 pcs. standard, insert plates at every section  
DRAUGHT MARKS At fore, mid and aft on PS and SB every 20 cm  
BOARDING LADDERS 2 on SB and 2 on PS in recesses of the hull  
CATHODIC PROTECTION Zinc anodes on underwater part of the hull  
MANHOLES Flush bolted manholes  
EMERGENCY TOWING Flush mounted towing pin in the bow  
RAMP RECESS RoRo ramp recess at bow (7 x 1.5m) and stern (10 x 1.5m)  
LIFTING EYES Four lifting eyes flush with main deck and covered with bolted steel plates to lift the pontoon

### OPTIONAL EQUIPMENT (PLUG AND PLAY)

FENDERING Tyre fender system  
TOWING ARRANGEMENT Chains and towing bridle  
EMERGENCY TOWING Emergency towing wire with buoy  
RECOVERY WINCH At the bow for retrieval of towing bridle  
NAVIGATION LIGHTING Navigation lights according to the standard for international towage  
ANTI-FOULING Anti-fouling paint system  
RAILING Removable stanchions with wire guard rails 1.5 meter width and 12 meter length  
RAMP PANELS On foreship (portside or starboard side) one anchor/mooring winch equipped with warping head, mooring lines, anchor and steel cable  
ANCHOR / MOORING SYSTEM At the stern on sliding ramp  
EMERGENCY ANCHOR

\* Mentioned deadweight is calculated and excluding optional equipment

\* Picture shows an Artist Impression of a Stan Pontoon B20 with full option package



# DAMEN STAN PONTOON® B20 RANGE

**DAMEN**

DAMEN SHIPYARDS GORINCHEM

Member of the DAMEN SHIPYARDS GROUP



Industrieterrein Avelingen West 20  
4202 MS Gorinchem

P.O. Box 1  
4200 AA Gorinchem  
The Netherlands

phone +31 (0)183 63 99 11  
fax +31 (0)183 63 21 89

info@damen.nl  
www.damen.nl