

DAMEN MODULAR FLOATING DRYDOCK 7020

Outline Specification MFDd 7020-4M

GENERAL

Ref number	320-MFDd 7020-4
Description	Modular drydock type 7020, for vessels up to 2.500t and up to 50t/m keel load, including all types Damen Tugs. Self docking for maintenance, each pontoon fits in the drydock itself for in-house maintenance.
Classification	optional: LR or BV

DIMENSIONS (drydock)

Length o.a.	70,2 m
Beam o.a.	26,0 m
Depth to upper deck	12,25 m
Depth to drydock floor	2,65 m
Max draught	10,7 m
Min Freeboard to upper deck (when fully submerged)	1,2 m
Min Freeboard to dock floor (with 2.500t load)	0,3 m
Length over keel blocks	70,2 m
Internal width at upper deck level	20,0 m
Internal width at dock floor level	21,0 m
Max draught above 1,2m blocks	6,5 m
Max draught above dragline pl.	7,2 m
Number of bottom pontoons	4 pcs

DIMENSIONS (vessel in drydock)

Max length	70,8 m
Max width	20,5 m
Max. Displacement	2.500 t
Max draught (on keel blocks)	6,2 m
Max draught (on dragline plates)	6,9 m
Max trim	3,0 cm/m

CAPACITIES

Max. lifting capacity (0,3m freeboard to dock floor)	2.500 t
Max. load on center line	50 t/m
Max. load of one keel block	50 t
Total no of keel blocks	99 pcs
Max. load dock floor	10 t/m ²
Drydock floor thickness	13 mm

BALLAST SYSTEM

Ballast volume pontoon	5.150 m ³
Ballast volume side walls	2.200 m ³
No of pumps in each pontoon	2 pcs
Total ballast cap (approx)	2.200 m ³ @10mwc
Pump rooms & voids volume	875 m ³
Ballast piping hot dip galvanised	100 %

PERFORMANCES (APPROX.)

Lifting time (from 10,5m to 2,7m draught, empty drydock)	70-90 min
Sinking time (from 2,7m to 10,5m draught, empty drydock)	70-90 min

CRANE


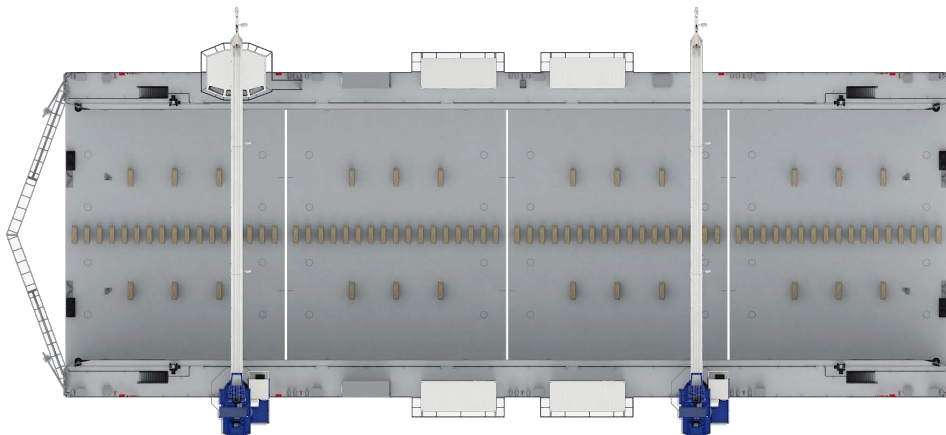


No. of drydock cranes	2 pcs
Main hoist lift capacity	15 t @ 15m 10 t @ 20m 6 t @ 33m
Max main hoist reach	33 m
Aux hoist lift capacity	2 t @ 6-35m
Max aux hoist reach	35 m
Control via remote control unit	yes
Control via operator cabin	yes
Max power consumption (380v)	70 kW

CONTROL ROOM

Control Room equipment	Ballast tank level system, Ballast control panel, Alarm panel, E-switchboard
Drydocking equipment	Deflection monitoring & alarm system, List & Trim monitors and backup, draft indication system
Standard equipment	VHF radio, anemometer, searchlight, binoculars, barometer
Other standard equipment	AC unit, charger for handheld VHF, charger for Crane Remote, first aid kit, fire extinguisher, life buoy with line.

FIRE FIGHTING SYSTEM

No. of fifi pumps	2 pc
Fifi pump capacity, each	25 m ³ @80mwc
No. of hydrants upper deck	8 pcs
No. of hydrants dock floor	8 pcs
Fifi piping hot dip galvanised	100 %



MODULAR FLOATING DRYDOCK 7020

Outline Specification MFDd 7020-4M



DAMEN SHIPYARDS GORINCHEM

Member of the DAMEN SHIPYARDS GROUP 

Industrieterrein Avelingen West 20
4202 MS Gorinchem

P.O. Box 1
4200 AA Gorinchem
The Netherlands

phone +31 (0)183 63 99 11
fax +31 (0)183 63 21 89

info@damen.com
www.damen.com