

DAMEN MODULAR FLOATING DRYDOCK 12536

Outline Specification MFDd 12536-4M

GENERAL

Ref number	320-MFDd 12536-4M-standard.
Description	Modular drydock type 12536, for vessels up to 10.500t and up to 100t/m keel load. Pontoons fit in the dock itself for self-docking and maintenance.
Classification	Optional: BV, LR, DNV, Rina

DIMENSIONS (drydock)

Length o.a.	127,98	m
Beam o.a.	44,00	m
Depth to upper deck	14,00	m
Depth to drydock floor	4,00	m
Max draught	12,75	m
Min Freeboard to upper deck (when fully submerged)	1,25	m
Min Freeboard to dock floor (with 10.500t load)	0,3	m
Length over keel blocks	118,3	m
Internal width at upper deck level	36,0	m
Internal width at dock floor level	37,5	m
Max draught above 1,5m blocks	7,2	m
Max draught above dragline pl.	8,4	m
Number of bottom pontoons	4	pcs

DIMENSIONS (vessel in drydock)

Max length	118,0	m
Max width	35,5	m
Max. Displacement	10.500	t
Max draught (on keel blocks)	6,9	m
Max draught (on dragline plates)	8,1	m
Max trim	3,0	cm/m

CAPACITIES

Max. lifting capacity (0,3m freeboard to dock floor)	10.500	t
Max. load on center line	100	t/m
Max. load of one keel block	100	t
Total no of keel blocks	204	pcs
Max. load dock floor	10	t/m ²
Drydock floor thickness	13	mm

BALLAST SYSTEM

Ballast volume pontoon	21.300	m ³
Ballast volume side walls	7.300	m ³
No of pumps in each pontoon	3	pcs
Total ballast cap (approx)	5.150	m ³ @14mwc
Pump rooms & voids volume	7.120	m ³
Ballast piping hot dip galvanised	100	%

PERFORMANCES (APPROX.)

Lifting time (from 12,75m to 3,7m draught, empty drydock)	2-2,5	h
Sinking time (from 3,7m to 12.75m draught, empty drydock)	2-2,5	h

CRANE


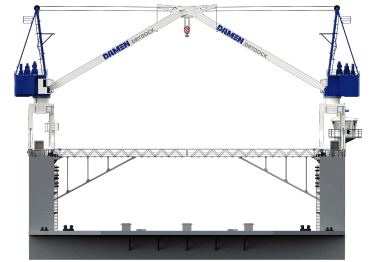
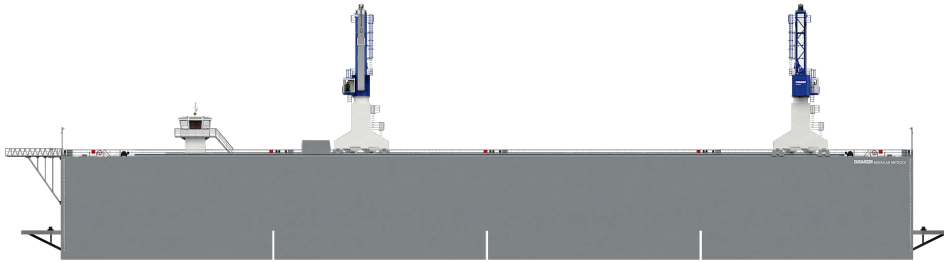

No. of mobile side wall cranes	2	pcs
Main hoist lift capacity	20	t @ 22m
	20	t over keel blocks
Max main hoist reach	22	m
Aux hoist lift capacity	2	t @ 26m
Max aux hoist reach	26	m
Control via remote control unit	yes	
Control via operator cabin	yes	
Power consumption (approx.)	85	kW

CONTROL ROOM

Control Room equipment	Ballast tank level system, Ballast control panel, Alarm panel, E-switchboard
Drydocking equipment	Deflection monitoring & alarm system, List & Trim monitors and backup, draft indication system
Standard equipment	VHF radio, anemometer, searchlight, binoculars, barometer
Other standard equipment	AC unit, charger for handheld VHF, charger for Crane Remote, first aid kit, fire extinguisher, life buoy with line.

FIRE FIGHTING SYSTEM

No. of fire pumps	2	pc
Fire pump capacity, each	30	m ³ @40mwc
No. of hydrants upper deck	16	pcs
No. of hydrants dock floor	16	pcs
Fire piping hot dip galvanised	100	%



MODULAR FLOATING DRYDOCK 12536

Outline Specification MFDD 12536-4M

DAMEN

DAMEN SHIPYARDS GORINCHEM

Member of the DAMEN SHIPYARDS GROUP 

Industrieterrein Avelingen West 20
4202 MS Gorinchem

P.O. Box 1
4200 AA Gorinchem
The Netherlands

phone +31 (0)183 63 99 11
fax +31 (0)183 63 21 89

info@damen.com
www.damen.com