

Stan Patrol 1905

STANDARD



▶ PICTURE OF SIMILAR VESSEL

GENERAL

Hull material	Aluminium
Superstructure material	FRP
Basic functions	Safety patrols, Police and custom duties, Maritime safety

DIMENSIONS

Length overall	19.3 m
Beam overall	4.8 m
Depth at sides	2.1 m
Draught	1.1 m
Crew	Up to 2 persons
(Industrial) personnel	Up to 6 persons

TANK CAPACITIES

Fuel oil	3.6 m ³
Fresh water	0.3 m ³
Sewage	0.3 m ³

PERFORMANCES

Speed	Up to 30.0 kn
Range at max speed	Up to 210 nm

PROPULSION SYSTEM

Main engines	2x Volvo / MAN
Total Power	Up to 1,324 bkW
Gearboxes	2x ZF
Propulsion	2x Hamilton HJ 364

ELECTRICAL EQUIPMENT

Network	24V DC. 230V/ 50Hz AC
Generator sets	1x 9.5 ekW

DECK LAY-OUT

Anchor equipment	1x Fortress, chain and line
Fendering	D-fender 190 x 200 at main deck level

SHIP SYSTEMS

Ship systems compliant with class requirements	
Engine room ventilation	5,300 m ³ /hr
Fire extinguishing	Hand operated fire extinguishers. Fixed fire-fighting system in engine room
Air conditioning	31,500 BTU/hr

ACCOMODATION

Main deck	Helmsman seat, seats for industrial personnel and sanitary space
Below main deck	Pantry, settee and sanitary spaces

NAUTICAL AND COMMUNICATION EQUIPMENT


Searchlight	1x
Radar	1x
Chart plotter	1x
GPS	1x
AIS	1x
Compass	1x Magnetic
Echo sounder	1x
VHF	1x
EPIRB	1x
SART	1x

OPTIONAL

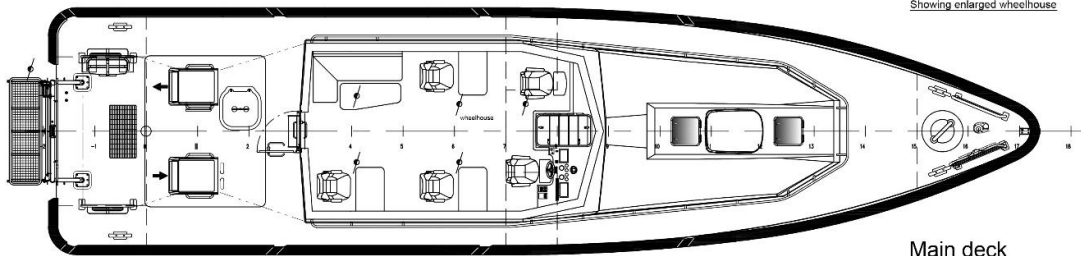
Classification	Bureau Veritas I * Hull •MACH Light Ship / Fast Patrol boat Sea Area 3
External communication	GMDSS A1 / A2
Bow fender	Foam filled landing module
Extra Air conditioning	1 extra unit 10,500 BTU/hr
Second generator	9.5 ekW
Domestic network	115v, 60 Hz AC
MOB recovery system	Electric
Fire-Fighting pump	1x 300 m ³ at 10 bar
Crew cabin	
Navigator seat	
Settee, tables and chairs	
Second searchlight	
Second radar	
Night vision system	

Stan Patrol 1905

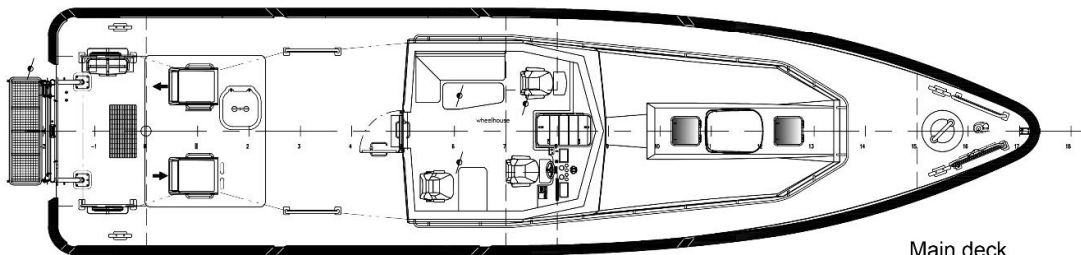
STANDARD



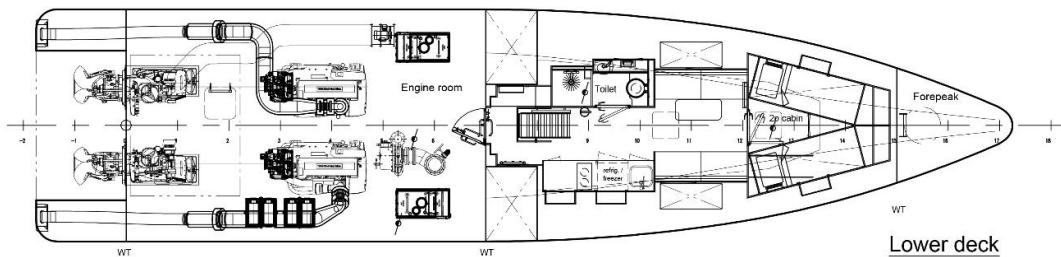
Profile
Showing enlarged wheelhouse



Main deck
Enlarged Wheelhouse



Main deck



Lower deck