

FAST CREW SUPPLIER 5009

STANDARD



PICTURE OF SIMILAR VESSEL

GENERAL

Hull material	Steel
Superstructure material	Aluminium
Basic functions	Crew and cargo duties
Classification	I * Hull •MACH Crew boat Sea Area 4

DIMENSIONS

Length overall	53.2 m
Beam overall	9.8 m
Depth at sides	4.7 m
Draught max	3.5 m
Deadweight max	Up to 325.0 t
Cargo deck area	225 m ²
Deck load	2.5 t/m ²
Deck cargo	250.0 t
Gross tonnage	454
Crew	Up to 8 persons
(Industrial) personnel	Up to 80 persons

TANK CAPACITIES

Fuel oil	169.9 m ³
Fresh water	28.6 m ³
Liquid cargo	169.0 m ³
Sewage	7.1 m ³
Bilge water / dirty oil	2.6 m ³

PERFORMANCES

Speed	Up to 27.0 kn
Range at max speed	Up to 3,100 nm

PROPULSION SYSTEM

Main engines	4x Caterpillar / MTU
Total power	Up to 6,712 kW
Gearboxes	4x Reintjes WVS series
Propulsion	4x Fixed pitch propeller
Bow thruster	2x 75 kW electrically driven

ELECTRICAL EQUIPMENT

Network	24V DC, 240V/415V 60Hz AC
Generator sets	3x 99 kW

DECK LAY-OUT

Anchor equipment	1x 184 kg SHHP Pool TW, steel wire cable, hydraulic winch
Aft deck covering	Wood
Fendering	Steel fender on deck level, heavy duty rubber fender at transom corners, tyre fenders at sides and transom

SHIP SYSTEMS

Ship systems are according to Class	
Fuel Filtration	Filter separator CJC PTU3 27/54
Bilge water separator	1x 0.5 m ³ /hr
Engine room ventilation	2x Supply fan, 72,000 m ³ /hr in total
Air-conditioning	Up to 285,000 BTU/hr
Fresh water cargo pump	1x 70 m ³ /hr at 6.3 bar
Fuel cargo pump	1x 70 m ³ /hr at 6.3 bar
Fire extinguishing	Novtec 1230 in engine room

ACCOMMODATION

Bridge deck	Wheelhouse, aft steering position
Main deck	Personnel area, luggage store, sanitary spaces
Lower deck	Mess, pantry, crew cabins, sanitary spaces, store

NAUTICAL AND COMMUNICATION EQUIPMENT


Integrated navigation system	
Remote monitoring system	
Searchlight	2x 1000 W
Radar system	1x X-band
Electronic chart	1x Non-ECDIS
GPS	1x
AIS	1x
Compass	1x Magnetic, 1x GPS
Autopilot	1x
Echo sounder	1x
Internal communication	Intercom, loudhailer
External communication	GMDSS A2
Weather system	1x

OPTIONAL

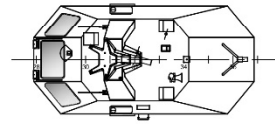
Classification	Fire Fighting Ship 1 with water spray, Dynapos AM, Dynapos AM R
Containerized accommodation unit	
Fuel consumption monitoring system	
Sewage treatment plant	
Hoisting equipment	Foldable deck crane
Davit system and rescue boat	
External fire fighting	2x 1,200 m ³ /hr remote controlled monitor, water spray, foam tank
Personnel accommodation	Alternative seats (VIP), alternative lay-out
Various navigation equipment	
Dynamic Positioning system (redundant)	
External communication	GMDSS A3
Data communication	Iridium, V-SAT, Fleet broadband, 4G, Wi-Fi system, LAN system
Night vision camera	Various types
CCTV system	

FAST CREW SUPPLIER 5009

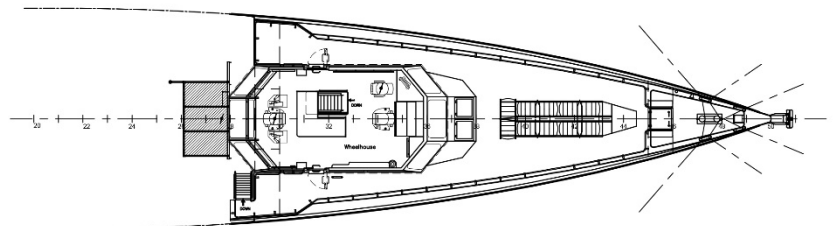
STANDARD



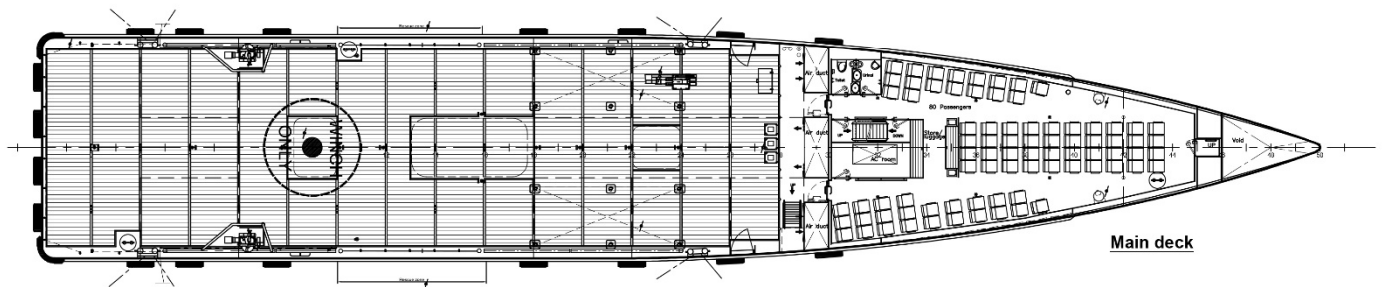
Profile



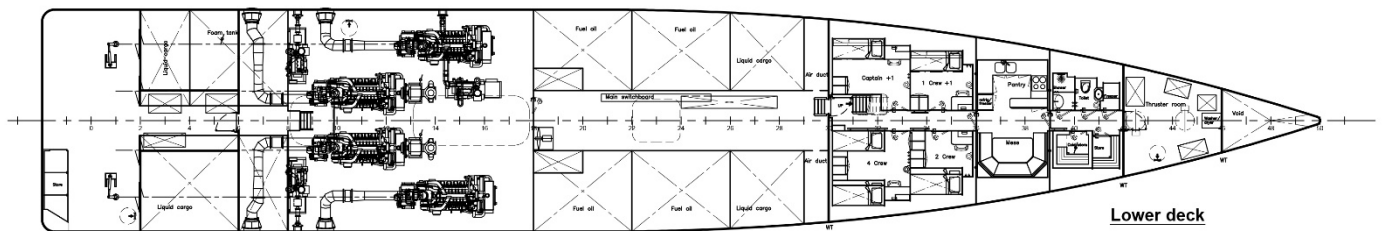
Top of Wheelhouse



Bridge deck



Main deck



Lower deck

DAMEN

Damen.com

© No part of the leaflet may be reproduced in any form, by print, photoprint, microfilm, or any other means, without written permission from Damen Shipyards Group