



BUOY LAYING VESSEL 2510

UTILITY VESSEL 2510

GENERAL

Projectnumber	BLV 2510
Basic functions	Buoy Laying and maintenance
Classification	Lloyd's register or equivalent ✱100A1 [✱] LMC, UMS

DIMENSIONS

Length overall	25.7 m
Beam moulded	10.0 m
Depth moulded	3.5 m
Draught design	2.6 m
Deadweight	150 t
Work deck area	120 m ²
Deck load (1m above deck)	90 t

TANK CAPACITIES

Fuel oil	30 m ³
Fresh water	15 m ³
Sewage	5.5 m ³
Bilge water	2 m ³
Ballast water	TBD m ³
Cargo hold	80 m ³

PERFORMANCES (APPROX.)

Speed (at design draught)	9.5 kn
Bollard pull	13.4 ton

PROPULSION SYSTEM

Main engines	2x Volvo D13 MH
Total propulsion power	736 kW (1000 bhp) @ 1800 rpm
Gearboxes	2x Reverse reduction, ratio 4.5:1
Propellers	2x 1350 mm FPP in nozzle
Bow thruster	1x 100 kW, FPP, electric
Rudders	2x Fishtail rudders, interconnected

AUXILIARY EQUIPMENT

Networks	230/440 V @ 60 Hz, 230 V @ 50 Hz
Generator sets	2x Volvo D9 MG. 312 kVA
Cooling system	Fresh water through box cooling
Hydraulic system	Deck equipment is driven by HPU

DECK LAY-OUT

Anchors	1x High holding power
Anchor mooring system	1x with 165 anchor rope, electric
Capstans	2x 5 ton, electric driven
Stern Roller	500 mm diameter

ACCOMMODATION

A ventilated and heated accommodation for 6 persons is fitted. The accommodation includes 4 cabins, a wheelhouse, galley, mess room, deck office and a drying locker. The large wheelhouse offers a seating area, chart table and navigation consoles.

NAUTICAL AND COMMUNICATION EQUIPMENT

External communication	2x VHF, SSB, Navtex, AIS
Internal communication	Intercom
Nautical systems	X-band radar, ECS, DGPS, echo-sounder

BUOYLAYING EQUIPMENT

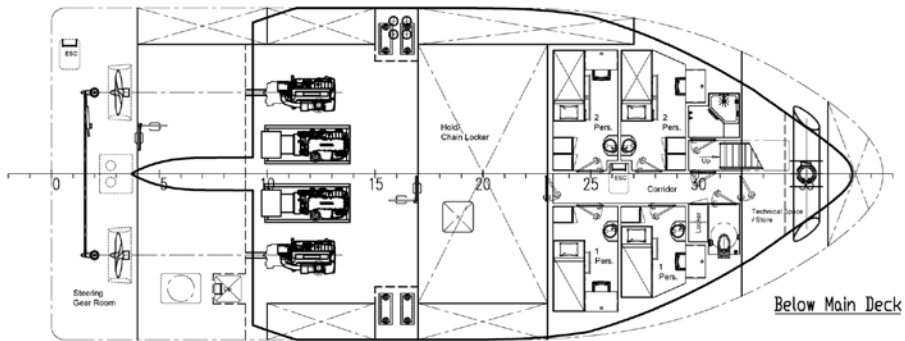
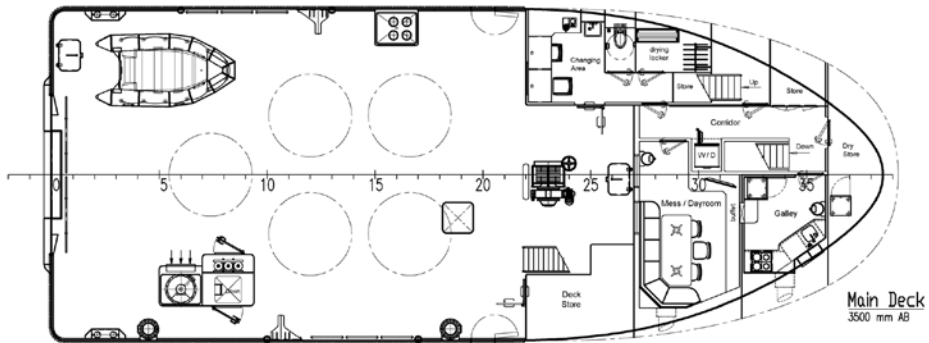
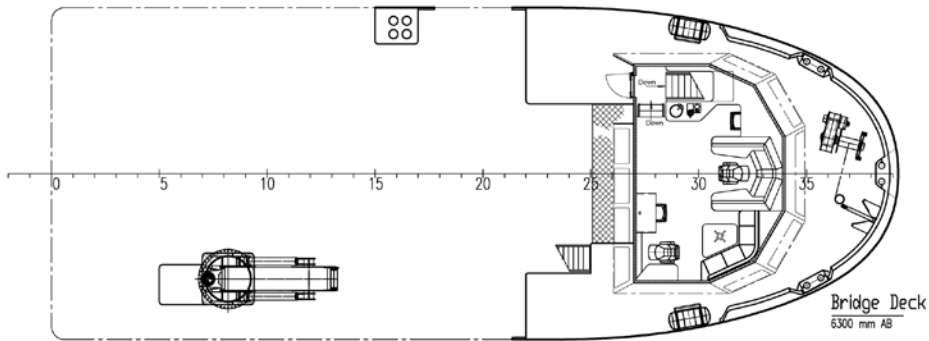
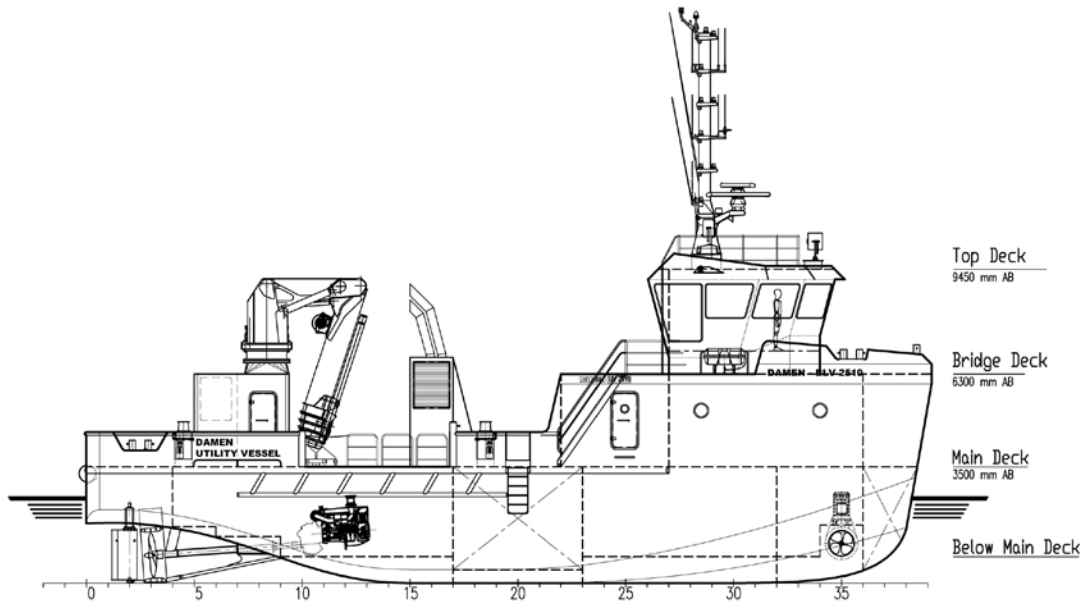
Buoy chain clamp	2x Manual operated buoy clamp
Deck crane aft	1x Foldable knuckle boom 3.52 ton @ 20.00 m fitted
Winch	5 ton
Hold	Hold to executed as buoy chain locker, fir-wood flooring
Workboat	RIHB, handled by deck crane

All data presented is preliminary and is subject to change without prior notice. Artist impression and general arrangement plan show optional equipment. Options may impact performances. Other options are available upon request.

DAMEN

BUOY LAYING VESSEL 2510

UTILITY VESSEL 2510



DAMEN SHIPYARDS GROUP

Avelingen-West 20
4202 MS Gorinchem
The Netherlands

P.O. Box 1
4200 AA Gorinchem
The Netherlands

phone +31 (0)183 63 99 22
fax +31 (0)183 63 21 89

info@damen.com
www.damen.com

© No part of the leaflet may be reproduced in any form, by print, photo print, microfilm, or any other means, without written permission from Damen Shipyards Group