



## DAMEN BOOSTER STATION 250

### GENERAL

A containerized direct diesel driven dredge pump, radiator cooled for increasing the discharge distance.

### DREDGE INSTALLATION

Dredge pump	BP2525MD
Impeller diameter	625 mm, 3 double curved vanes
Diameter suction pipe	250 mm
Diameter discharge pipe	250 mm

### ENGINE INSTALLATION

Main engine	CAT C12
Constant power	254 kW @ 1,800 rpm
IMO certification	IMO T2 (T4F at request)
Gearbox	Twindisc, i = 1.770:1

### TRANSPORT DIMENSIONS

Length over all	3.85 m
Width	1.65 m
Height	2.20 m
Max transport weight	5.8 ton

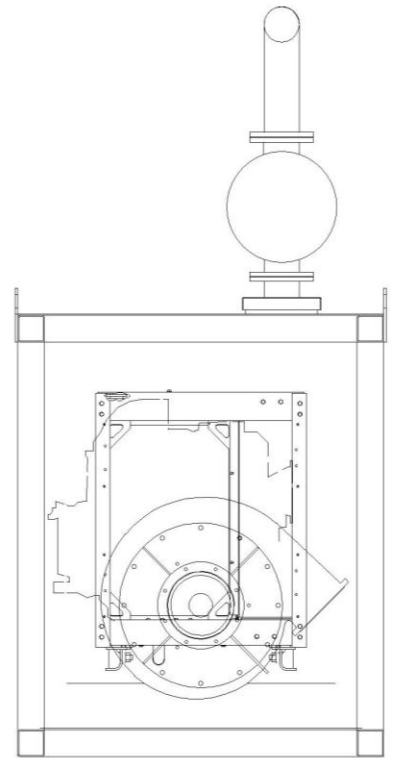
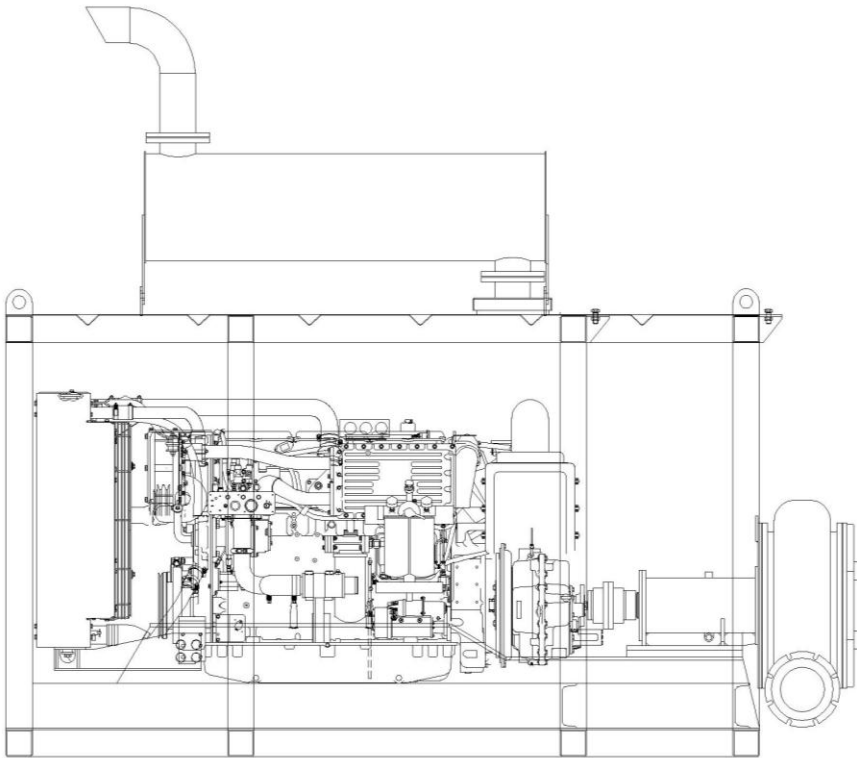
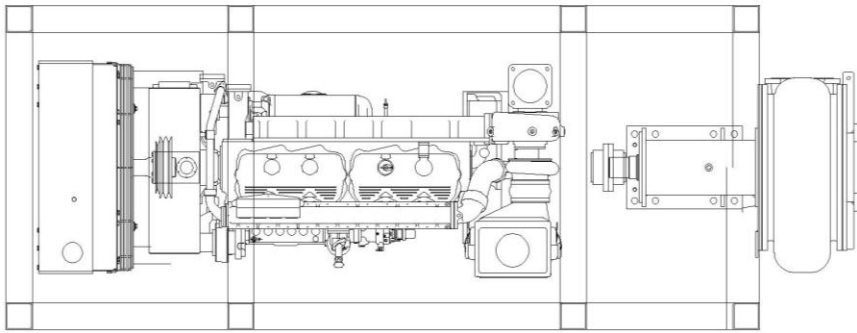
### DREDGING INSTRUMENTATION

- Electronic vacuum and discharge pressure measurement of dredge pump;
- Optional: remote control.

### REMARKABLE FEATURES

- Dredgepump equipped with mechanical seal, thus no glandwater is necessary;
- Build in a special container, rapid (de)mobilisation, provided with large doors and hatches for service;
- Easy transportation;
- Diesel engine with constant power over large speed range.

**DAMEN**



## DAMEN BOOSTER STATION 250

**DAMEN**

DAMEN DREDGING EQUIPMENT

Member of the DAMEN SHIPYARDS GROUP



Edisonstraat 32  
3861 NE Nijkerk

P.O. Box 1021  
3860 BA Nijkerk  
The Netherlands

phone +31 (0)33 247 40 40  
fax +31 (0)33 247 40 60

info@damendredging.com  
www.damendredging.com

© No part of the leaflet may be reproduced in any form, by print, photo print, microfilm, or any other means, without written permission from Damen Dredging Equipment